

STARGATE S6

Structure

- Hot dip galvanized and painted steel structure
- ABS plastic upper claddings (optional)
- Direct gantry drive with frequency converter
- High resistance rivets "aeronautic" type
- Stainless steel bolts

Vertical brushes

- Hot dip galvanized steel single cross beam
- Electrical positioning drive
- Double cross over on front and back of the vehicle
- Double inclination and locking by cylinder
- Electronic power control

Horizontal brush

- Electrical uplift with frequency converter
- Electronic power control
- Hot dip galvanized sliding guides
- Fall prevention system and belts loosening detection

Drying

- Hot dip galvanized and painted contour following horizontal blade (2x3 kW)
- Flap tilting in 2 positions (optional)
- Electrical uplift with frequency converter
- Hot dip galvanized sliding guides
- Side drying 2 electric blowers (optional)
- Fall prevention system (with spring-loaded hook) and belts loosening detection

High Pressure

- Side High Pressure (optional)
- High Pressure on wheel wash (optional)
- Contour following top High Pressure tilting in 2 positions (optional)

Standard equipment

- Hydraulic system with dedicated solenoid valves and piping
- Shampoo dosing pump
- Wax dosing pump
- Single festoon supply system (wall hanging)
- Control panel with display

Advanced technology for a lasting success and reliability.

TECHNICAL FEATURES

Machine dimensions (in millimetres)

Washing height	2.100	2.300	2.500	2.800	3.100
Machine height	2.970 (2.970*)	3.170 (2.970*)	3.370 (3.170*)	3.670 (3.470*)	3.970 (3.770*)
Machine width	3.560 - 3.680** [3.760 - 3.880* optional]				
Washing width	2.520 [2.700 optional]				
Machine depth	1.650 - 2.060*** - 2.275****				
Machine weight (kg)	1.750	1.750	1.800	1.850	2.000
Distance between rails	3.000 or 2.800 on request [3.000 or 3.200 optional]				
Rails length	10.000	10.000	10.000	12.000	12.000
Machine width (folded for container transport)	1.930				

* With horizontal brush at rest

*** With S-Line claddings

[] For XL version optional

** Dimensions at the wheel wash

**** With S-line claddings and complement band front cladding

Technical data sheet


Drive speed	m/min	0-20
Water pressure	Bar	3-5
Air pressure	Bar	8
Voltage	V/Hz	400 3/N/PE 50 230 3/N/PE 60 optional
Total power	kW	10 (16)
Control voltage	V	24
Drying power	kW	2x3 (2x3 top + 2x4 side)

() With side drying (optional)

High pressure pumps (optional)

Water high pressure	Bar	80
---------------------	-----	----

Data are merely indicative and are not binding



Easy and cheap to carry!
Easy and quick to install!

Plug&Play: it does not require any connection for electrical internal circuits!

For the transport, the machine can be folded on itself (optional) without disassemble or disconnect it. The result is a matchless cheap transport and quick installation.

AQUARAMA Srl
Località Piano, 38 - 12060 Novello (CN) - ITALIA
Tel. +39 0173 776822 - Fax +39 0173 792501 - info@aquarama.it



www.aquarama.it




STARGATE S6

All the charm of technology



STARGATE S6

- **Electrical movements**
- **Modern technology**
- **Reliability over the time**




MAXIMUM SAFETY

Belts loosening detection. Fall prevention system of the drying blade (with spring-loaded hook) and of the horizontal brush.



LED PICTOGRAMS

Completely deep in sealant resin. They indicate the phases of wash.



TRAFFIC LIGHT

LED traffic light, completely deep in sealant resin, controlled by photocells or platform. The green arrows and the red stop provide the help for a perfect positioning of the vehicle.




NEW DESIGN
New ABS shockproof claddings, UV protected for a basic look.



2 POSITIONS TILTING FLAP
It allows a better care of car drying, in particular in the rear of the car; also used for a tilting high pressure more efficient on the whole car.



HIGH PRESSURE PUMP ON BOARD
42 lt/min - 80 bar integrated into the body of the gantry for an easier assembly and an excellent washing.



STAINLESS STEEL WHEEL WASH
Available with telescopic brush, eventually with integrated HP, or rotating with high pressure, assisted by the distribution of chemical product at high concentration.



The gantry model shown is equipped with optional



HIGH PRESSURE PUMPS CABINET/RACK

High pressure pumps system 84 lt/min (2x42) - 80 bar with tank, fitted in insulated stainless steel rack or cabinet.



SELF-SERVICE SYSTEM

Console to start the self-service with possibility to add banknotes reader, coins, Smartcoin card, change dispenser, in galvanized and painted steel box, with security lock. The electronic control is strictly integrated with the machine PLC for an easier and more complete use.



LOW MAINTENANCE THANKS TO SELF-LUBRICATING MATERIALS

Innovative materials for silent movements requiring no lubrication or maintenance.

